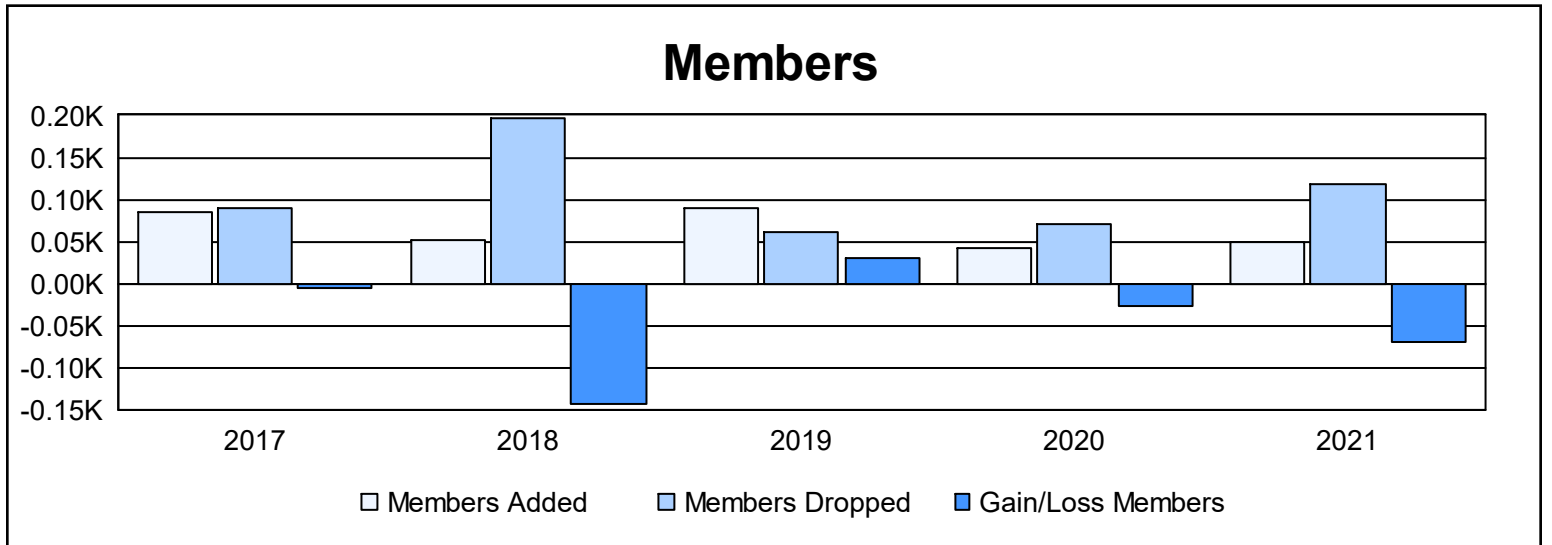
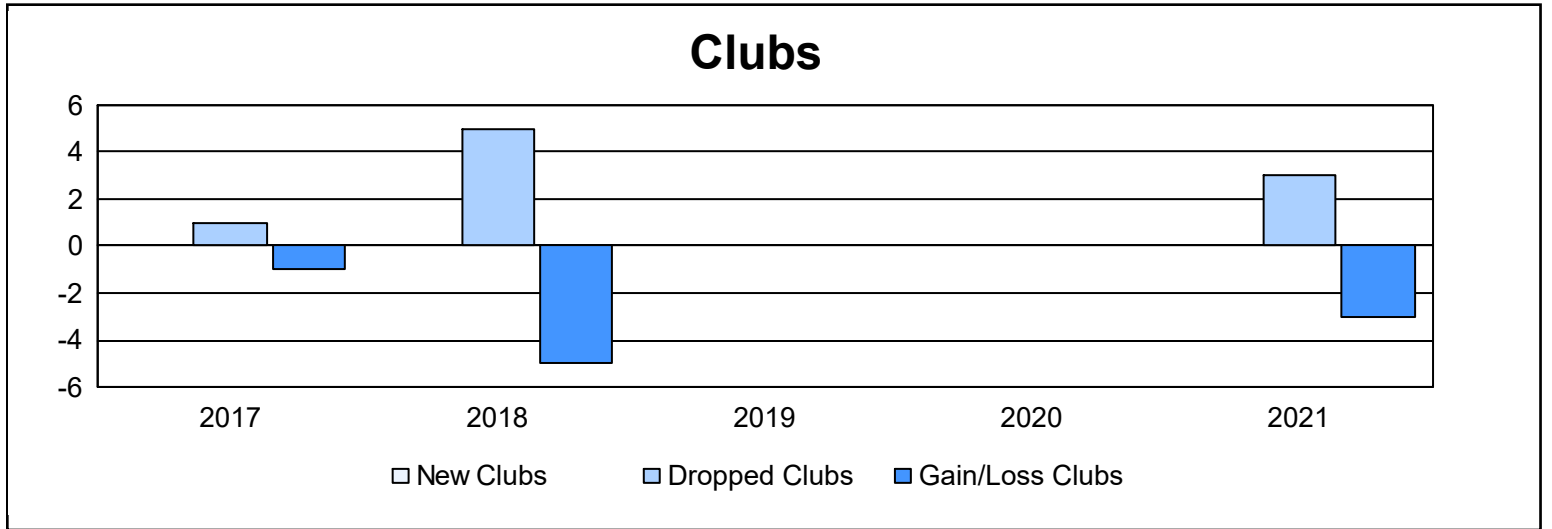
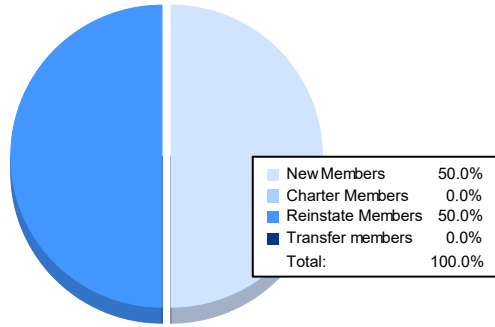


| Year           | New Clubs | Dropped Clubs | Gain/ Loss Clubs | New Members | Charter Members | Reinstate Members | Transfer Members | Total Member Added | Total Members Dropped | Gain/ Loss Members |
|----------------|-----------|---------------|------------------|-------------|-----------------|-------------------|------------------|--------------------|-----------------------|--------------------|
| 2016-2017      | 0         | 1             | -1               | 76          | 0               | 7                 | 1                | 84                 | 90                    | -6                 |
| 2017-2018      | 0         | 5             | -5               | 50          | 0               | 2                 | 0                | 52                 | 196                   | -144               |
| 2018-2019      | 0         | 0             | 0                | 68          | 0               | 20                | 2                | 90                 | 60                    | 30                 |
| 2019-2020      | 0         | 0             | 0                | 37          | 0               | 4                 | 1                | 42                 | 70                    | -28                |
| 2020-2021      | 0         | 3             | -3               | 25          | 0               | 25                | 0                | 50                 | 119                   | -69                |
| <b>Average</b> | <b>0</b>  | <b>2</b>      | <b>-2</b>        | <b>51</b>   | <b>0</b>        | <b>12</b>         | <b>1</b>         | <b>64</b>          | <b>107</b>            | <b>-43</b>         |



### Membership Composition June 2021 Cumulative



### Gender Composition June 2021 Cumulative

